

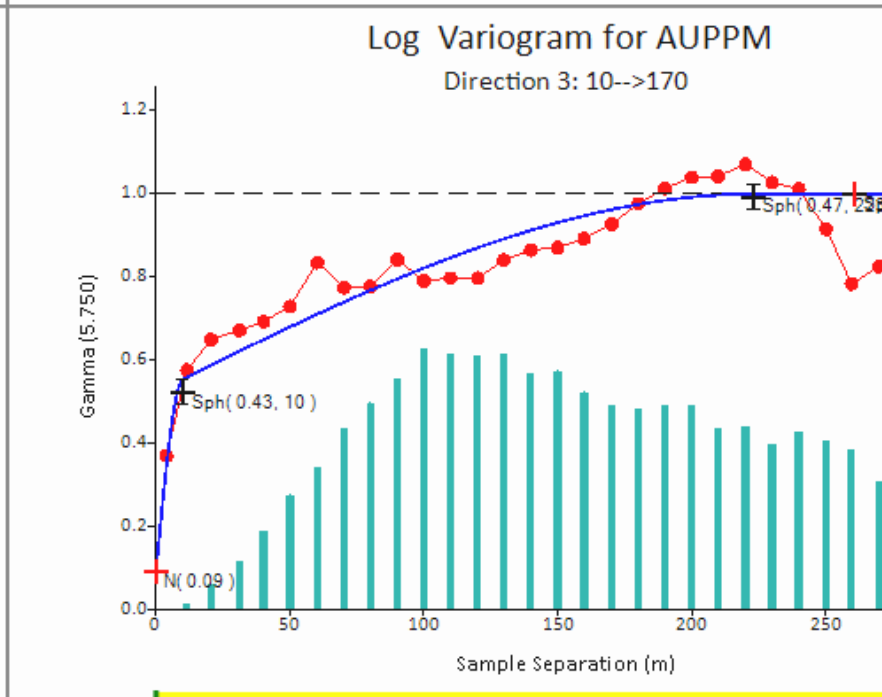
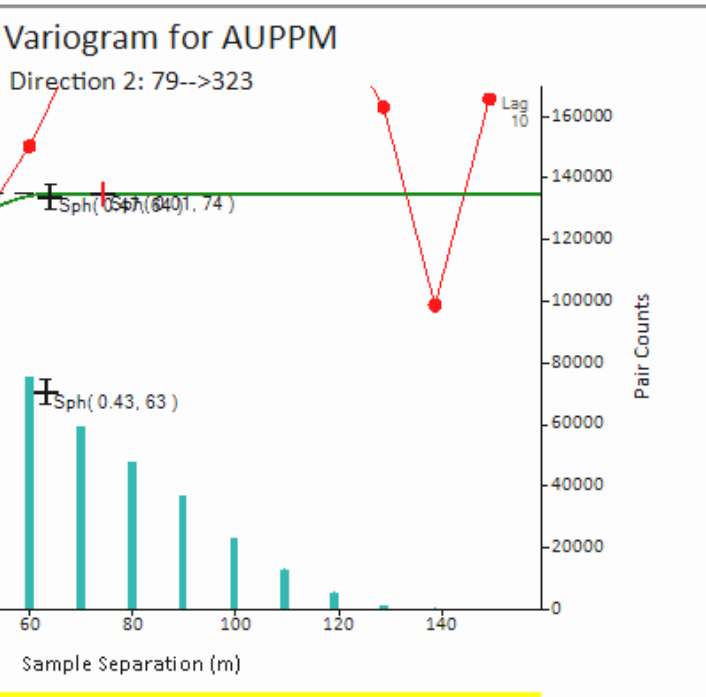
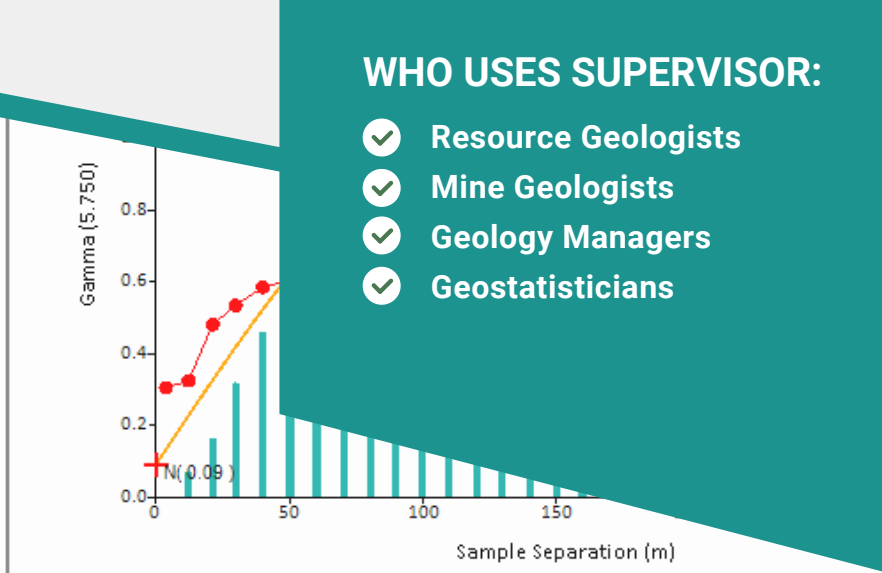
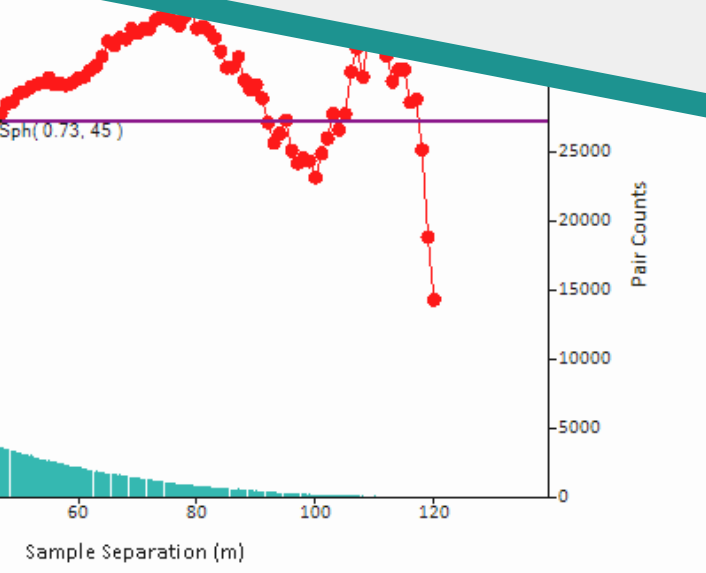
Created by Geologists, for Geologists

# SUPERVISOR

**Invaluable Geostatistics  
Tool for Resource  
Estimation Professionals**

## WHO USES SUPERVISOR:

- ✓ Resource Geologists
- ✓ Mine Geologists
- ✓ Geology Managers
- ✓ Geostatisticians



# SUPERVISOR

Built by Geologists for Geologists, Supervisor helps solve practical geological issues in the shortest possible time. Billions of dollars are invested in projects based on resource estimates. Biased data or invalid domains generate unreliable results with dramatic downstream economic implications. Supervisor provides everything you need to optimise your resource estimate.

## KEY FEATURES

### Statistical Analysis & Domaining

Supervisor provides a range of univariate and multivariate data analysis tools that allow you to rapidly understand the characteristics of the orebody. Importing point and block data from multiple sources and formats you can easily examine and compare statistical populations, perform contact boundary analysis and declustering.

### Variography

Variograms represent the grade continuity within your deposit and are a key input to the kriging process. Supervisor's easy to use variogram analysis is interactive, allowing the user to view and model variograms for all directions at once and view them in 3D.

### Model Validation

Assess the accuracy of your estimate against the input data in a fraction of the time by comparing the grade-tonnage curve to the expected theoretical figures using global change of support. Model validation generates grade trend plots, histograms, log probability plots, statistics and global change of support to assess the quality of an estimate.

### Topcutting Strategies

Supervisor's global topcut analysis lets you set different topcuts using the histogram, probability plot, mean-variance plot and cumulative metal plot independently and assess the impact on associated statistics.

### Estimation Parameter Optimisation

Optimise block size and estimation parameters with an interactive and simple to use Kriging Neighbourhood Analysis (KNA) interface to ensure a better quality estimate and to reduce oversmoothing. Supervisor also provides an alternative approach to optimising estimation parameters using Local Kriging Neighbourhood Optimisation (LKNO). LKNO ensures that each block is estimated with the best possible combination of estimation parameters.

### Conditional Simulation (including Multivariate)

Supervisor provides a streamlined workflow which allows users to run multiple-realisation Sequential Gaussian Simulations over multiple domains in a single run. Our suite of post-processing tools means that reblocking for multiple block sizes, generating probability plots and comparing results with a range of grade tonnage curve tools is a breeze.

Supervisor's multivariate conditional simulation component allows users to perform conditional sequential gaussian simulation for multiple variables simultaneously while maintaining complex compositional correlations. The feature rich workflow allows for multiple compositional and gaussian transformation techniques with automated data handling and validation plot generation to ensure robust results for all data types.

## CONTACT US

AUSTRALIA | BRAZIL | CANADA | CHILE | CHINA |  
 ECUADOR | GHANA | INDIA | INDONESIA |  
 KAZAKHSTAN | MALAYSIA | MEXICO | MONGOLIA |  
 PERU | PHILIPPINES | RUSSIA | SOUTH AFRICA |  
 TURKEY | UNITED KINGDOM | USA



[www.dataminesoftware.com](http://www.dataminesoftware.com)